



Please Cite Accordingly:

Zeiner, L. (2016). Hacking history project. *Regional-DH.SDSU.edu*

HACKING History Project

300 points
6 HACKS
1 Manifesto
Unlimited Mayhem

WTF IS A HACK

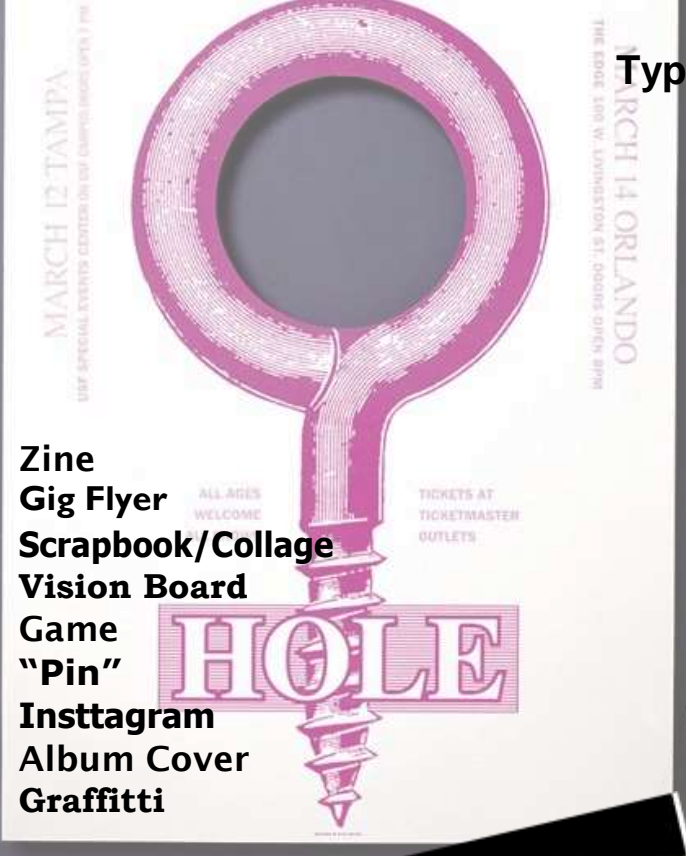
HACKS are simply visual interruptions of socially constructed ideas and concepts. These are subversive acts of public protest which you will construct digitally and post to your group's blog. You are required to critique the course content and even the textbook itself. You will do this in the style of [deFormance], first utilized by the Situationists and Letterist International in France (1960s), then the British Punk Scene (1970s), American Punks, Riot Grrrls (1990s), and finally grunge artists. Whoa, what?! Who are these people? Before you embark on this adventure, skim the **HACKS & HACKING** folder which contains readings, images, sound bites, and most importantly, videos from former students.

What do I have to do?

1. Pick a **Type** of HACK and/or create a unique HACK from a couple of types.
2. Utilize one or many **STYLES**. If you are feeling a NOIR theme with gang symbols and a hint of Emoji ...go for it. There are no limitations here.
3. Address at least 1 **SOCIAL CONSTRUCTION** in each HACK. You have to do six, so mix and match...a little gender, religion, and race maybe? Or just straight up class the whole way. Up to you.
4. **MEDIA** and **MEDIUM**. Here's the interesting part. Take a look at the examples on this workbook and in the **HACKS AND HACKING** folder. What you will find is that HACKS have multiple evolutions (i.e. somebody took a picture, jpg, uploaded it to Preview and added some words or another picture, then printed it, posted it on campus, and then uploaded that photo to the blog.) You can keep it as analog as you want...scrapbook your HACK together and then take a photo and upload it. Up to you.
5. You'll do this SIX different times. The six **HACKS** have specific due dates throughout the semester. **DATES:**
6. Write a 1 **MANIFESTO due at the end of the semester**. (see below)

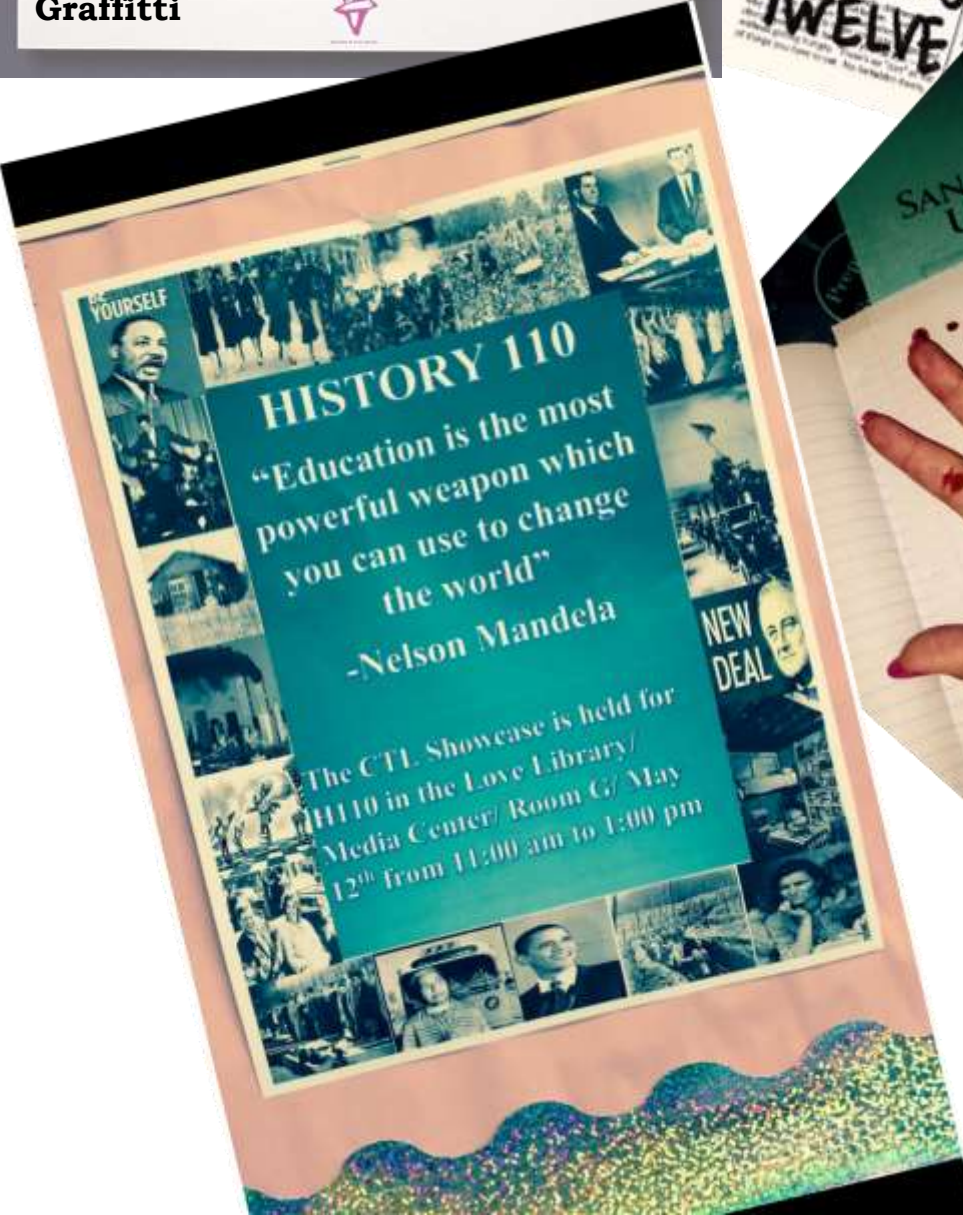
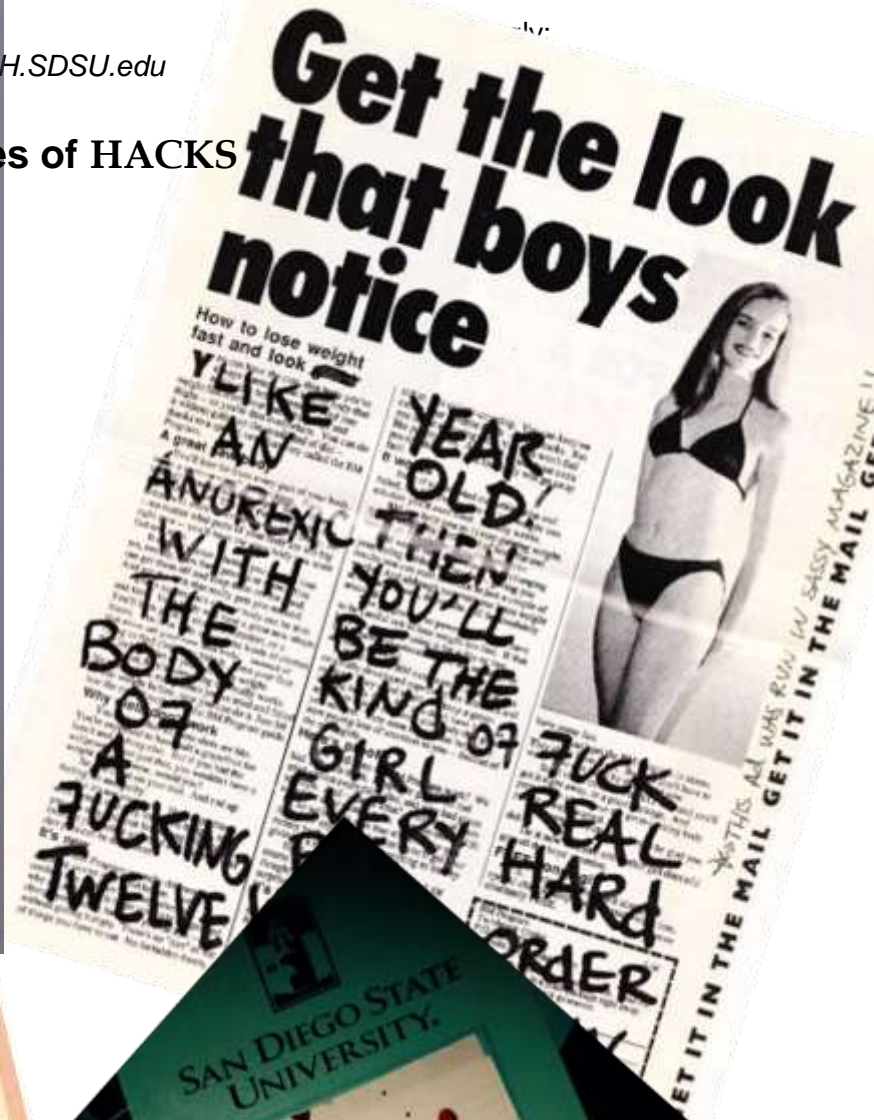
Disclaimer

Your primary language for this assignment is English, however you may use other languages- Pashto, Vulcan, Japanese, Yiddish, Gullah, etc.. In your manifesto, you should be able to translate any symbols, tags, and languages used in your work.



Types of HACKS

- Zine
- Gig Flyer
- Scrapbook/Collage
- Vision Board
- Game
- "Pin"
- Instagram
- Album Cover
- Graffiti




Style

VFX
Horror
Gothic
Noir
grunge
punk
Riot Grrrl
Tags
Tagline/Slogan
Tags
Tattoos
Lyrics
RANSOM
Symbols
Emoji
Use of Explicit Rhetoric
Multiple Languages*



Afghan graffiti/street artist Shamsia Hassani

 [shamsiahassani](https://www.instagram.com/shamsiahassani)

Social CONSTRUCTIONS

gender
sex/sexuality
class
race
religion
location/geography
time
disability

Media

Mp4
Mov
PDF



Zeiner, L. (2016). Hacking history project. *Regional-DH.SDSU.edu*

Please Cite Accordingly:

Mp3
JPG
PNG
GIF



Medium

YouTube/Vimeo
iMovie
Garageband
Podcast
Preview
Adobe®

MANIFESTO

Karl Marx had one. **Riot Grrrl** has one. Now you get to have one too. This is the key component of your HACK project. In at least 500 words (1 page single spaced/2 pages double) answer the questions below addressing ALL six HACKS. You will write this in MANIFESTO format. See the links above for ideas. Feel free to experiment with FONTS, MARGINS, SPACING, EXPLICIT RHETORIC, PAGE COLOR, etc.

1. Why did you select the formats that you did (type, style, media, & medium)?
2. What was your primary expression/rejection/reflection in your HACKS?
3. What style did you IDENTIFY with the most and how did you incorporate that into the HACKS?
4. What do you want your audience to think, feel, and/or understand from your work?
5. What is your favorite HACK? Why? (provide the hyperlink)

Upload your manifesto into your group blog. **DUE** _____

How am I going to be graded?

The Breakdown

6 Hacks x 30 pts. each = 180 points

1 Manifesto = 120 points

= 300 points

The Catch

You must meet with me at least once during office hours to discuss your project to receive full credit.

Enter the Rubric



HACKS

The idea here is follow the instructions and have fun with the assignments. These are your expressions-there is no RIGHT or WRONG argument...but you must have one. You are not expected to be a digital expert or creative genius. This is your chance to experiment with different mediums and explore your own ideas of History.

30

20

15

10



30

Complete comprehension of assignment expectations
Demonstrated creativity in use of style, medium, media
Included 1 or more social constructions
Communicated an argument of a social construction through the use of style, medium, and media
Displayed thoughtful effort in the assignment

20

Comprehension of assignment expectations
Demonstrated creativity in use of one format
Included 1 social construction
Communicated an argument of a social construction through the use of style, medium, and media
Displayed effort in the assignment

15

Partial comprehension of assignment expectations
Demonstrated limited or hurried creativity in use of one format
Included 1 social construction
Argument isn't quite clear through the use of style, medium, and media
Displayed minimal effort in the assignment



10

Very limited comprehension of assignment expectations
Did not fully demonstrate creativity in use of one format
Inclusion of social construction is blurred
No Argument
Very little effort demonstrated in the assignment

0

Seriously? No assignment completed.

Late assignments are deducted 5 points per day.

MANIFESTO RUBRIC

	Hell Yeah	Sort of	<i>What Happened</i>
Manifesto Format	20	10	5
Experimented with Page Formatting	20	10	5
Told the reader your primary expression	20	10	5
Told us why you identified with a particular style/styles and how you incorporated that into the HACKS	20	10	5
Told the reader what you wanted them to feel, think, etc. about your work	20	10	5
Named your favorite HACK	20	10	5